

# Warren Wilson College

Guide to accessing WWC portals:

- Admissions Applicant Portal
- MyWWC
- WWC Gmail
- Financial Aid Portal



# Admissions Applicant Portal

**URL:**

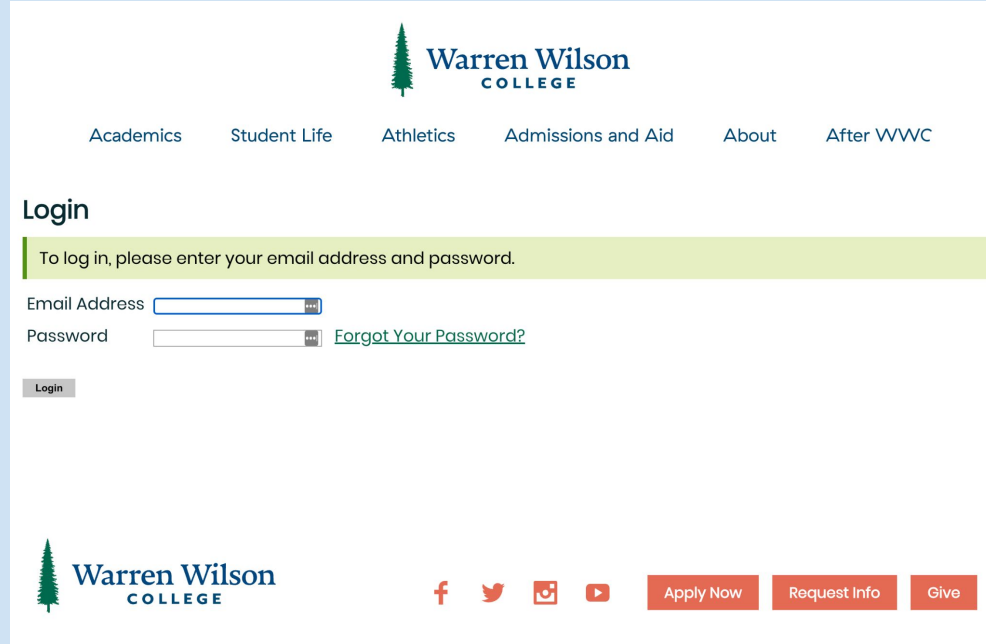
<https://admissions.warren-wilson.edu/apply/status>

**Login:** using your personal email address

**Password:** A temporary password was emailed to you when you deposited. If you set up a password you will use that. If you've forgotten your password, contact your admissions counselor.

**Use:** Access acceptance letter, place enrollment deposit, orientation registration, housing form

**Issues? Contact your admissions counselor**



The screenshot shows the Warren Wilson College Admissions Applicant Portal. At the top, the college logo is centered, with navigation links for Academics, Student Life, Athletics, Admissions and Aid, About, and After WWC. Below the navigation is a 'Login' section with a light green background. A message reads: 'To log in, please enter your email address and password.' There are two input fields: 'Email Address' and 'Password'. A link for 'Forgot Your Password?' is next to the password field. A 'Login' button is located below the fields. At the bottom of the page, the college logo is repeated on the left, and social media icons for Facebook, Twitter, Instagram, and YouTube are in the center. On the right, there are three orange buttons: 'Apply Now', 'Request Info', and 'Give'.

# MyWWC

URL: <https://my.warren-wilson.edu/>

**Login:** Using your WWC Credentials (without the @warren-wilson.edu)

Example: jsmith.f25

**Password:** You were given a temp. Password to access your credentials and then prompted to create your password. You will use this as your WWC Gmail password and for all other WWC access.

## Setup Instructions:

<https://www.warren-wilson.edu/admission/new-students/#login>

**Use:** Pay your bill, register for classes, view housing assignments, and more!

**Issues? Contact [helpdesk@warren-wilson.edu](mailto:helpdesk@warren-wilson.edu)**

The screenshot shows the Warren Wilson College MyWWC portal. At the top, there is a login section with fields for Username and Password, and a Login button. Below the login section is a navigation bar with links for Home, Academics, Campus Life, and Billing & Aid. The main content area is divided into three columns. The left column contains a navigation menu with links to Home, Campus Directory, Emergency Resources, Campus Safety, Student Complaints & Appeals, Trouble logging in?, Alumni Career Tools, Strategic Action Framework, and Quick Links. The middle column features a news article titled "New Vice President and Dean for Student Engagement Appointed" with a photo of Gilbert Hinga and a "Read more" link. The right column displays "This Week at Warren Wilson" with a "View all events" button.

# WWC Gmail

**URL:** gmail.com

**Login:** Your WWC Credentials with @warren-wilson.edu

Example: [jsmith.f25@warren-wilson.edu](mailto:jsmith.f25@warren-wilson.edu)

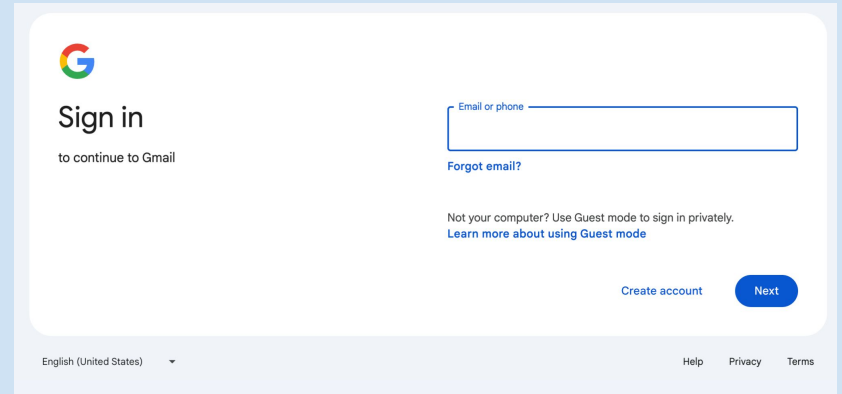
**Password:** You were given a temporary password to access your credentials and then prompted to create your password. You will use this as your WWC Gmail password and for all other WWC access.

## Setup Instructions:

<https://www.warren-wilson.edu/admission/new-students/#login>

**Use:** All important WWC communications will come through this email!

**Issues? Contact [helpdesk@warren-wilson.edu](mailto:helpdesk@warren-wilson.edu)**



# Financial Aid Portal

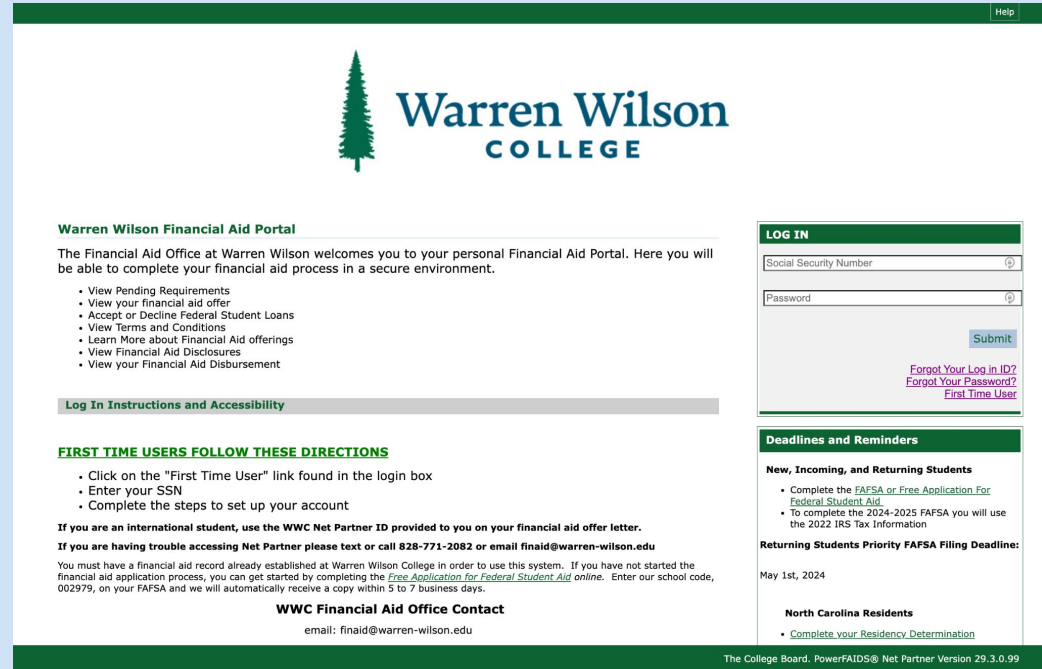
URL: <https://netpartner.warren-wilson.edu/>

Login: Use "First Time User" link below login, use SSN

Password: Setup by you

Use: View and accept financial aid offer

Issues? Contact [finaid@warren-wilson.edu](mailto:finaid@warren-wilson.edu)



The screenshot shows the Warren Wilson College Financial Aid Portal login page. At the top right is a "Help" link. The Warren Wilson College logo, featuring a green tree and the text "Warren Wilson COLLEGE", is centered. Below the logo is the heading "Warren Wilson Financial Aid Portal" and a welcome message: "The Financial Aid Office at Warren Wilson welcomes you to your personal Financial Aid Portal. Here you will be able to complete your financial aid process in a secure environment." A list of links includes: View Pending Requirements, View your financial aid offer, Accept or Decline Federal Student Loans, View Terms and Conditions, Learn More about Financial Aid offerings, View Financial Aid Disclosures, and View your Financial Aid Disbursement. A "Log In Instructions and Accessibility" link is provided. A section for "FIRST TIME USERS FOLLOW THESE DIRECTIONS" lists: Click on the "First Time User" link found in the login box, Enter your SSN, and Complete the steps to set up your account. It also provides contact information for international students and those having trouble accessing the portal. A "LOG IN" form on the right contains fields for Social Security Number and Password, a "Submit" button, and links for "Forgot Your Log in ID?", "Forgot Your Password?", and "First Time User". A "Deadlines and Reminders" section lists: Complete the FAFSA or Free Application For Federal Student Aid, and To complete the 2024-2025 FAFSA you will use the 2022 IRS Tax Information. It also states the "Returning Students Priority FAFSA Filing Deadline" is May 1st, 2024, and provides a link for "North Carolina Residents" to complete their Residency Determination. The footer includes "The College Board. PowerFAIDS® Net Partner Version 29.3.0.99".