

Warren Wilson College

Guide to accessing WWC portals:

- Admissions Applicant Portal
- MyWWC
- WWC Gmail
- Financial Aid Portal



Admissions Applicant Portal

URL:

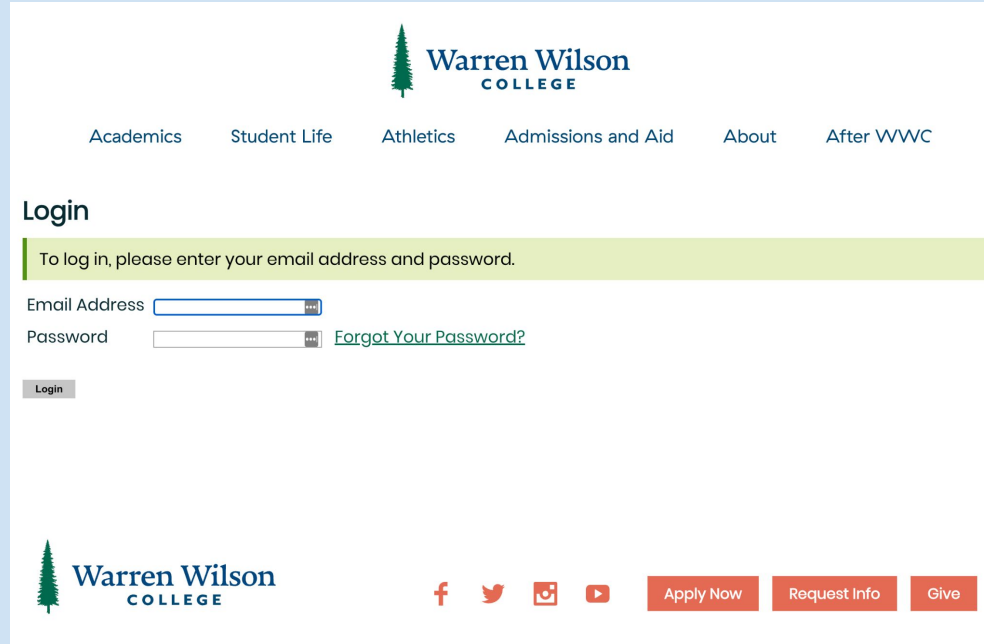
<https://admissions.warren-wilson.edu/apply/status>

Login: using your personal email address

Password: A temporary password was emailed to you when you deposited. If you set up a password you will use that. If you've forgotten your password, contact your Admissions Counselor.

Use: Access acceptance letter, place enrollment deposit, orientation registration, housing form, onboarding steps/tasks

Issues? Contact your Admissions Counselor



The screenshot shows the Warren Wilson College Admissions Applicant Portal. At the top, the college logo is on the right, and navigation links for Academics, Student Life, Athletics, Admissions and Aid, About, and After WWC are on the left. Below the navigation is a 'Login' section with a light green background. It contains the text 'To log in, please enter your email address and password.' followed by input fields for 'Email Address' and 'Password'. A link for 'Forgot Your Password?' is next to the password field. A 'Login' button is below the fields. At the bottom of the page, the college logo is on the left, and social media icons for Facebook, Twitter, Instagram, and YouTube are in the center. On the right, there are three orange buttons: 'Apply Now', 'Request Info', and 'Give'.

MyWWC

URL: <https://my.warren-wilson.edu/>

Login: Using your WWC Credentials (without the @warren-wilson.edu)

Example: jsmith.f26

Password: You were given a temp. Password to access your credentials and then prompted to create your password. You will use this as your WWC Gmail password and for all other WWC access.

Setup Instructions:

<https://www.warren-wilson.edu/admission/new-students/#login>

Use: Pay your bill, register for classes, view housing assignments, and more!



The screenshot displays the MyWWC website. At the top right, there are login fields for 'Username' and 'Password', with a 'Login' button and a link for 'I forgot my password'. Below the navigation bar, the 'myWWC' logo is visible. The main content area features a news announcement: 'New Vice President and Dean for Student Engagement Appointed', dated 'Mon, May 13 2024 at 11:20 AM'. The announcement includes a photo of President Damián J. Fernández and a message: 'Dear Warren Wilson Community, I am delighted to announce that Gilbert Hinga, Psy.D., an international student and 1989 graduate of the College, will join us July 1 as Vice President an...'. A 'Read more' link is provided at the end of the message. On the left side, there is a sidebar with 'Quick Links' including 'WWC External Site', 'Athletics - WWC Owls', 'WWC Email (gmail)', 'Course Management (Moodle)', 'Library', 'Online Bookstore', 'Password Change/Reset', 'Dining Services (Menus)', and 'Financial Aid Portal'.



To reset a forgotten password:

https://my.warren-wilson.edu/ICS/Campus_Life/Information_Technology_Services/Passwords.jnz

Issues? Contact helpdesk@warren-wilson.edu

WWC Gmail

URL: gmail.com

Login: Your WWC Credentials with @warren-wilson.edu

Example: jsmith.f26@warren-wilson.edu

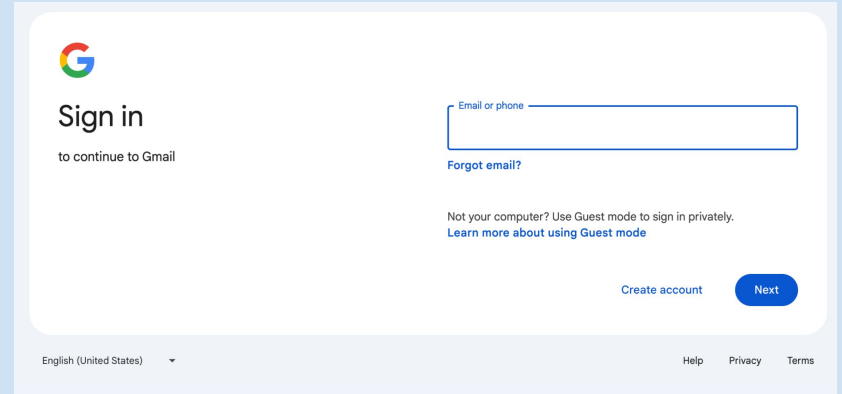
Password: You were given a temporary password to access your credentials and then prompted to create your password. You will use this as your WWC Gmail password and for all other WWC access.

Setup Instructions:

<https://www.warren-wilson.edu/admission/new-students/#login>

Use: All important WWC communications will come through this email!

Issues? Contact helpdesk@warren-wilson.edu



Financial Aid Portal

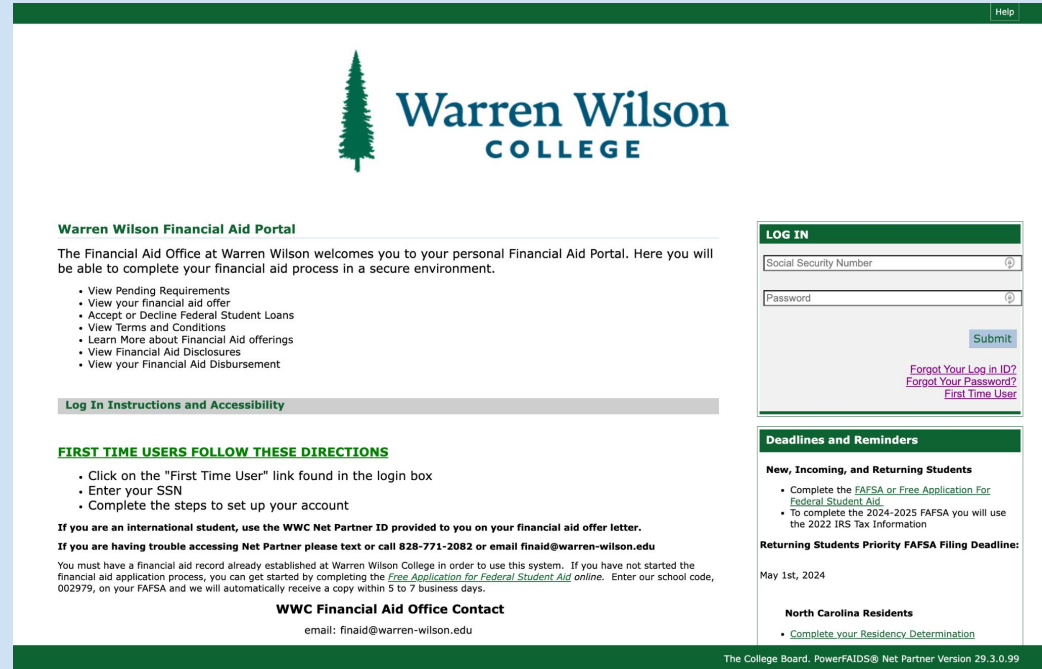
URL: <https://netpartner.warren-wilson.edu/>

Login: Use "First Time User" link below login, use SSN

Password: Setup by you

Use: View and accept financial aid offer

Issues? Contact finaid@warren-wilson.edu



The screenshot shows the Warren Wilson College Financial Aid Portal login page. At the top right, there is a "Help" link. The page features the Warren Wilson College logo, which includes a green pine tree icon and the text "Warren Wilson COLLEGE". Below the logo, the heading "Warren Wilson Financial Aid Portal" is displayed. A welcome message states: "The Financial Aid Office at Warren Wilson welcomes you to your personal Financial Aid Portal. Here you will be able to complete your financial aid process in a secure environment." A list of links is provided: "View Pending Requirements", "View your financial aid offer", "Accept or Decline Federal Student Loans", "View Terms and Conditions", "Learn More about Financial Aid offerings", "View Financial Aid Disclosures", and "View your Financial Aid Disbursement". A grey bar contains the link "Log In Instructions and Accessibility". A section titled "FIRST TIME USERS FOLLOW THESE DIRECTIONS" includes instructions: "Click on the 'First Time User' link found in the login box", "Enter your SSN", and "Complete the steps to set up your account". It also provides contact information for international students: "If you are an international student, use the WWC Net Partner ID provided to you on your financial aid offer letter." and "If you are having trouble accessing Net Partner please text or call 828-771-2082 or email finaid@warren-wilson.edu". A note mentions that users must have a financial aid record established at Warren Wilson College and provides instructions for those who have not started the application process. A "WWC Financial Aid Office Contact" section lists the email: finaid@warren-wilson.edu. On the right side, there is a "LOG IN" form with fields for "Social Security Number" and "Password", a "Submit" button, and links for "Forgot Your Log in ID?", "Forgot Your Password?", and "First Time User". Below the form is a "Deadlines and Reminders" section with "New, Incoming, and Returning Students" items: "Complete the FAFSA or Free Application For Federal Student Aid" and "To complete the 2024-2025 FAFSA you will use the 2022 IRS Tax Information". It also lists "Returning Students Priority FAFSA Filing Deadline: May 1st, 2024" and "North Carolina Residents" with a link to "Complete your Residency Determination". The footer of the page reads "The College Board. PowerFAIDS® Net Partner Version 29.3.0.99".